



### District Report Card: 2017


<b>State:</b> Bihar	<b>District:</b> Purba Champaran
<b>Class:</b> 8	<b>Subject:</b> Science
<b>Schools:</b> 47	<b>Students:</b> 1080


### Participation/Coverage


#### Students

<div>GENDER</div> <div></div>	Boys		Girls	
	Number	%	Number	%
	483	44.72	597	55.28

<div>AREA</div> <div></div>	Rural		Urban	
	Number	%	Number	%
	995	92.13	85	7.87

<div>CATEGORY</div> <div></div>	SC		ST		OBC		GEN	
	Number	%	Number	%	Number	%	Number	%
	156	14.44	8	0.74	771	71.39	145	13.43

<div>CWSN</div> <div></div>	LD	VI	HI	S&LD	ID	Oth
	2	2	4	1	1	3

<div>Management</div> <div></div>	Government		Government-aided	
	Number	%	Number	%
	1080	100.00	0	0.00

### Average Performance of Students in Science (%)

Overall	Gender		Area		Management		Social Group			
	Male	Female	Rural	Urban	Govt.	Aided	SC	ST	OBC	GEN
40.67	41.09	40.32	40.48	42.90	40.67	0.00	37.48	55.00	40.65	43.40

## Performance on Learning Outcomes (LOs)

Learning Outcomes	Description	Average Performance(%)
SCI703	Classifies materials and organisms based on properties/characteristics	43.53
SCI704	Conducts simple investigation to seek answers to queries	28.80
SCI705	Relates processes and phenomenon with causes	38.11
SCI708	Measures and calculates e.g., temperature; pulse rate; speed of moving objects; time period of a simple pendulum, etc.	56.48
SCI710	Plots and interprets graphs	41.29
SCI711	Constructs models using materials from surroundings and explains their working	31.06
SCI801	Differentiates materials, organism and processes	44.15
SCI804	Relates processes and phenomenon with causes	46.40
SCI805	Explains processes and phenomenon	33.15
SCI807	Measures angles of incidence and reflection, etc.	40.19
SCI811	Applies learning of scientific concepts in day-to-day life	39.62
SCI813	Makes efforts to protect environment	51.57

Range of Performance of Students who Answered Correctly							
Below 30%		30% - 50%		50% - 75%		Above 75%	
Number	%	Number	%	Number	%	Number	%
391	36.20	325	30.09	300	27.78	64	5.93

### Lowest Performing Learning Outcomes (LOs)

- 1 - Conducts simple investigation to seek answers to queries (28.80)
- 2 - Constructs models using materials from surroundings and explains their working (31.06)
- 3 - Explains processes and phenomenon (33.15)
- 4 - Relates processes and phenomenon with causes (38.11)
- 5 - Applies learning of scientific concepts in day-to-day life (39.62)